



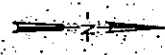




LEGEND

-  WELSH ROAD LANDFILL SITE BOUNDARY
-  PAVED ROADWAY
-  LOCAL ROAD
-  TOPOGRAPHIC CONTOUR



TO JONNY BROOK
BOROUGH WATER AUTHORITY WELLS